

Specification of Thermoelectric Module

TETC1-12710

Description

The 127 couples, 40 mm × 40mm size single stage module is made of selected high performance ingot and fabricated by our unique “soft” processes to achieve superior cooling/heating performance. The module is able to run million thermal cycles in 70 °C temperature change range with less 3% degrading. It is good for the need of frequently cooling down and heating up applications. If higher operation or processing temperature is required, please specify, we can design and manufacture the custom made module according to your special requirements.

Features

- No moving parts, no noise, and solid-state
- Compact structure, small in size, light in weight
- Environmental friendly
- RoHS compliant
- Precise temperature control
- Exceptionally reliable in quality, high performance

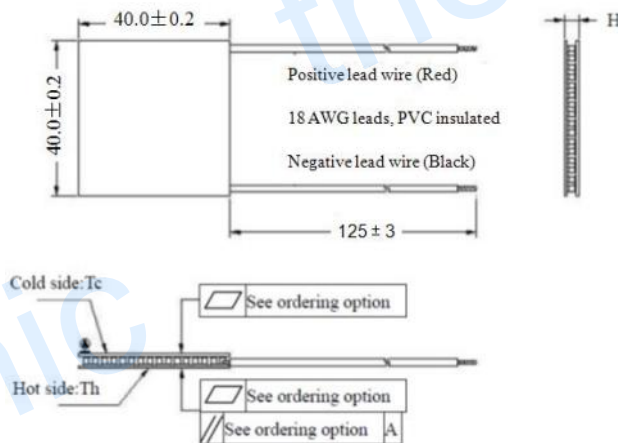
Application

- Food and beverage service refrigerator
- Portable cooler box for cars
- Liquid cooling
- Temperature stabilizer
- CPU cooler and scientific instrument
- Photonic and medical systems

Performance Specification Sheet

Th (°C)	27	50	Hot side temperature at environment: dry air, N ₂
DT _{max} (°C)	74	83	Temperature Difference between cold and hot side of the module when cooling capacity is zero at cold side
U _{max} (Voltage)	16.8	18.1	Voltage applied to the module at DT _{max}
I _{max} (Amps)	10	10	DC current through the modules at DT _{max}
Q _{Cmax} (Watts)	104.5	112.5	Cooling capacity at cold side of the module under DT=0 °C
AC resistance (Ohms)	1.26	1.36	The module resistance is tested under AC
Tolerance (%)	± 10		For thermal and electricity parameters

Geometric Characteristics Dimensions in millimeters



Manufacturing Options

A. Solder:

1. T100: BiSn (Tmelt=138°C)
2. T200: CuAgSn (Tmelt = 217°C)
3. T240: SbSn (Tmelt = 240°C)

B. Sealant:

1. NS: No sealing (Standard)
2. SS: Silicone sealant
3. EPS: Epoxy sealant

C. Ceramics:

1. Alumina (Al₂O₃, white 96%)
2. Aluminum Nitride (AlN)

D. Ceramics Surface Options:

1. Blank ceramics (not metalized)
2. Metalized

Ordering Option

Suffix	Thickness H (mm)	Flatness/ Parallelism (mm)	Lead wire length(mm) Standard/Optional length
TF	0: 3.7 ± 0.1	0: 0.08/0.08	125±3/Specify
TF	1: 3.7 ± 0.03	1: 0.03/0.03	125±3/Specify

Creative technology with fine manufacturing processes provides you the reliable and quality products

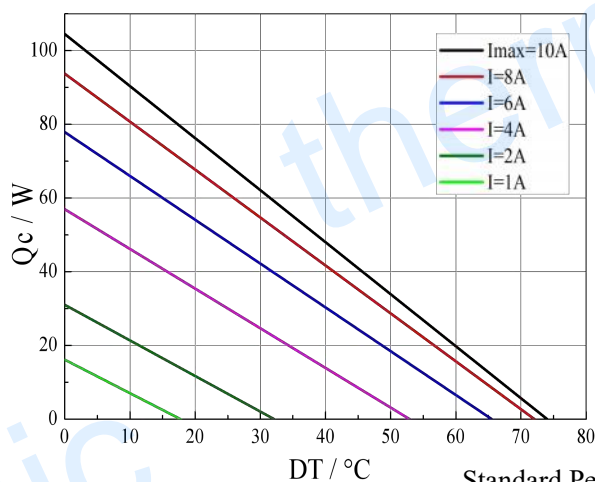
Tel: +86-791-88198288 Fax: +86-791-88198308 Email: sales@thermonamic.com.cn Web Site: www.thermonamic.com.cn

Operation Cautions

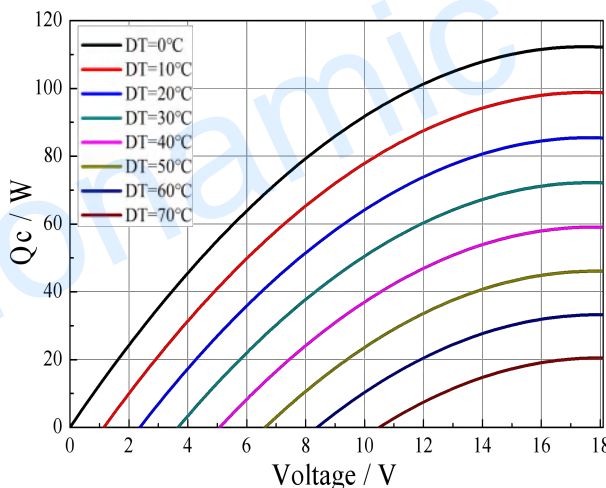
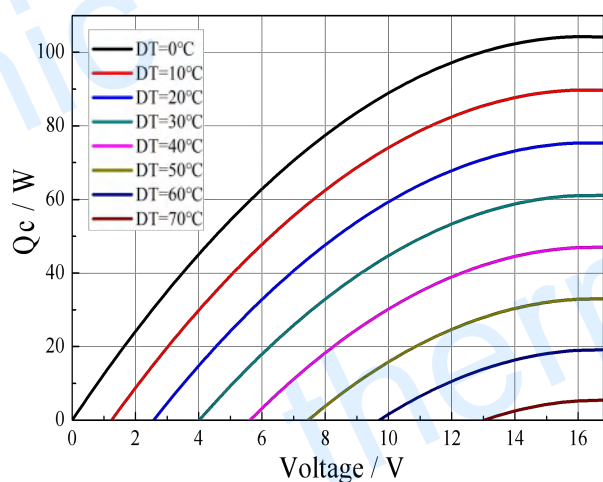
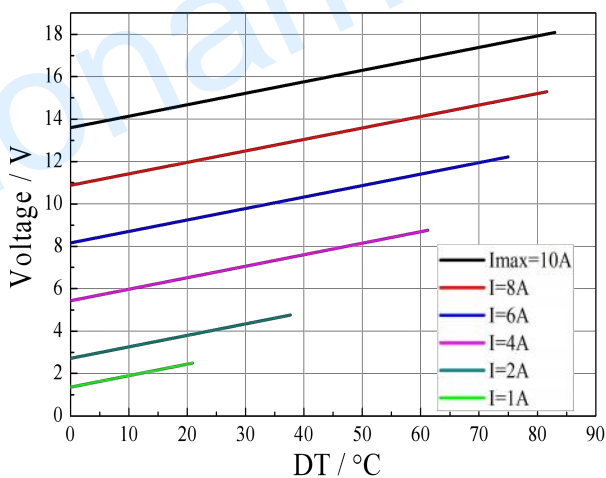
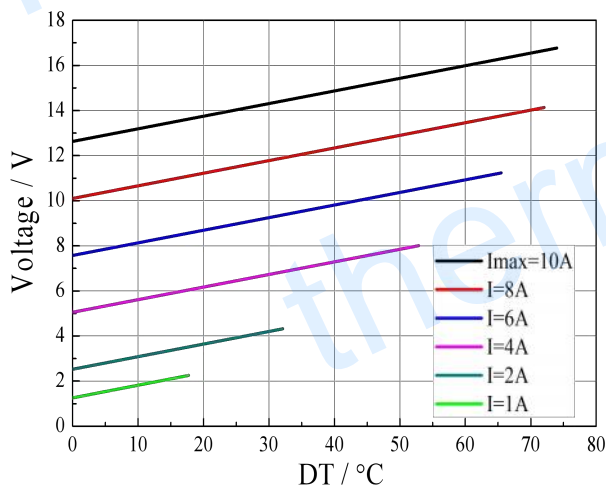
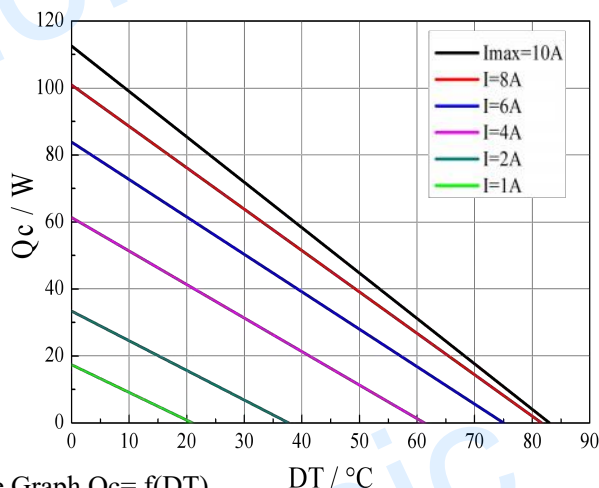
- Cold side of the module stucked on the object being cooled
- Hot side of the module mounted on a heat radiator
- Work under DC
- Operation below I_{max} or V_{max}
- Operation or storage module below 100 °C

Performance Curve

Performance Curves at $T_h=27\text{ °C}$



Performance Curves at $T_h=50\text{ °C}$

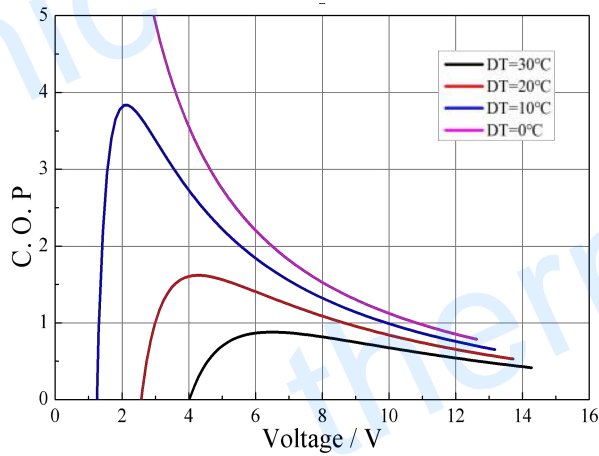


Creative technology with fine manufacturing processes provides you the reliable and quality products

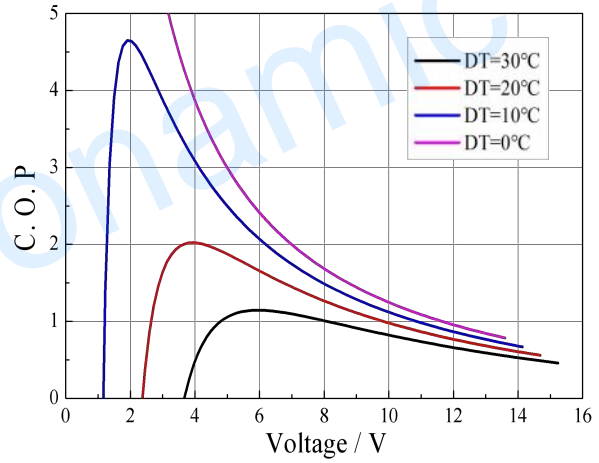
Tel: +86-791-88198288 Fax: +86-791-88198308 Email: sales@thermonamic.com.cn Web Site: www.thermonamic.com.cn

Standard Performance Graph $Q_c = f(V)$

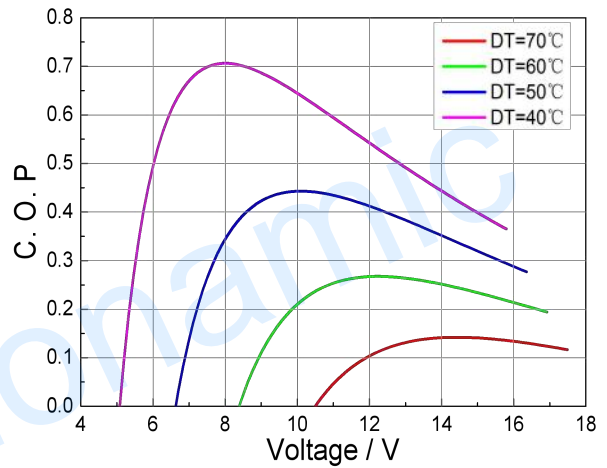
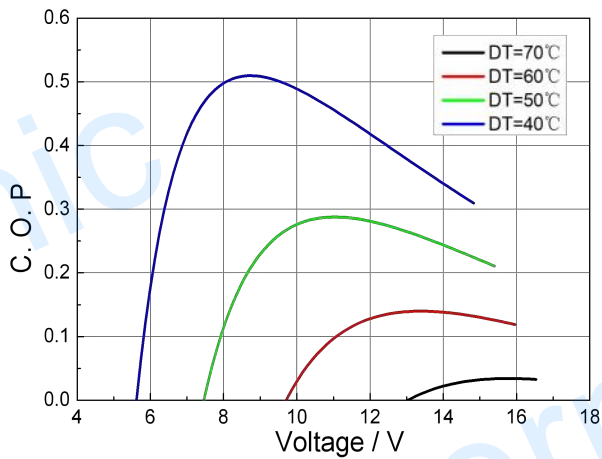
Performance Curves at $T_h = 27^\circ\text{C}$



Performance Curves at $T_h = 50^\circ\text{C}$



Standard Performance Graph $COP = f(V)$ of DT ranged from 0 to 30 °C

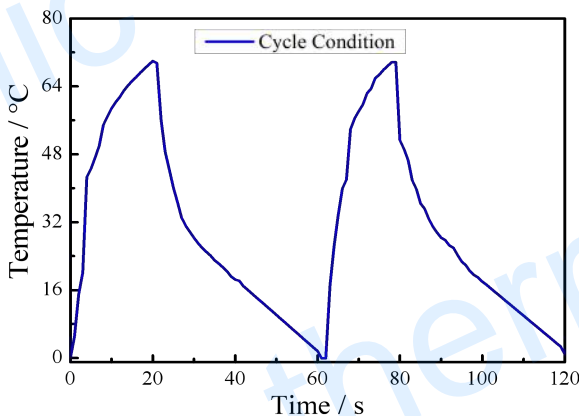


Standard Performance Graph $COP = f(V)$ of DT ranged from 40 to 70 °C

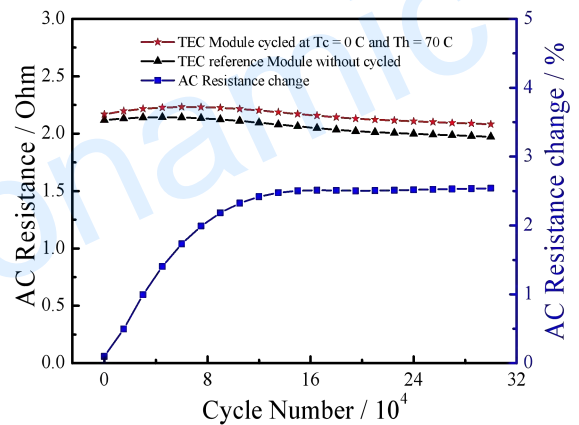
Remark: The coefficient of performance (COP) is the cooling power Q_c /Input power ($V \times I$).

A typical 127 couples module is fabricated by the unique “soft” process and has demonstrated that it only has 2.5% degrading after 300,000 thermal cycling. The below graphic shows that in beginning 120,000 cycles, it degrade about 2.5%, and then go on stable with very tiny degrading in further 180,000 thermal cycles. It is derived out that the modules can go over million thermal cycles.

TETC Thermal Cycle Lifetime Test On TETC1-12706



Typical cooling-heating cycle



The Chart for AC Resistance and AC Resistance Changes

Creative technology with fine manufacturing processes provides you the reliable and quality products

Tel: +86-791-88198288 Fax: +86-791-88198308 Email: sales@thermonamic.com.cn Web Site: www.thermonamic.com.cn

Creative technology with fine manufacturing processes provides you the reliable and quality products.

Tel: +86-791-88198288 Fax: +86-791-88198308 Email: info@thermonamic.com Web Site: www.thermonamic.com

Tel: +86-592-5714012

Fax: +86-592-5714010

Email: info@thermonamic.com

<http://thermonamic.com/>

Creative technology with fine manufacturing processes provides you the reliable and quality products

Tel: +86-791-88198288 Fax: +86-791-88198308 Email: sales@thermonamic.com.cn Web Site: www.thermonamic.com.cn