

Specification of Thermoelectric Module

TES1-24164ID69OD86

Description

The 241 couples, $\phi = 86\text{mm}$ size module is a single stage module which is made of our high performance ingot to achieve superior cooling performance and 70°C or larger delta T_{max} , is designed for superior cooling and heating applications. Beyond the standard below, we can design and manufacture the custom made module according to your special requirements.

Features

- No moving parts, no noise, and solid-state
- Compact structure, small in size, light in weight
- Environmental friendly
- RoHS compliant
- Precise temperature control
- Exceptionally reliable in quality, high performance

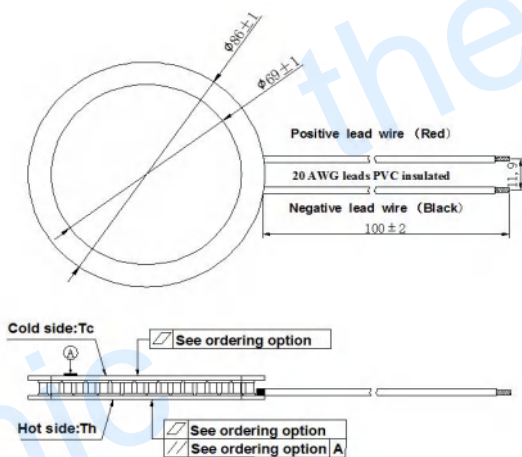
Application

- Food and beverage service refrigerator
- Portable cooler box for cars
- Liquid cooling
- Temperature stabilizer
- CPU cooler and scientific instrument
- Photonic and medical systems

Performance Specification Sheet

Th ($^\circ\text{C}$)	27	50	Hot side temperature at environment: dry air, N ₂
DT _{max} ($^\circ\text{C}$)	70	79	Temperature Difference between cold and hot side of the module when cooling capacity is zero at cold side
U _{max} (Voltage)	30.7	33.1	Voltage applied to the module at DT _{max}
I _{max} (Amps)	6.4	6.4	DC current through the modules at DT _{max}
Q _{Cmax} (Watts)	121.0	130.3	Cooling capacity at cold side of the module under DT=0 $^\circ\text{C}$
AC resistance (Ohms)	3.65	3.95	The module resistance is tested under AC
Tolerance (%)	10%		For thermal and electricity parameters

Geometric Characteristics Dimensions in millimeters



Manufacturing Options

A. Solder:

1. T100: BiSn (T_{melt}=138 $^\circ\text{C}$)

B. Sealant:

1. NS: No sealing (Standard)
2. SS: Silicone sealant
3. EPS: Epoxy sealant
4. Customer specify sealing

C. Ceramics:

1. Alumina (Al₂O₃, white 96%)
2. Aluminum Nitride (AlN)

D. Ceramics Surface Options:

1. Blank ceramics (not metalized)
2. Metalized (Au plating)

Ordering Option

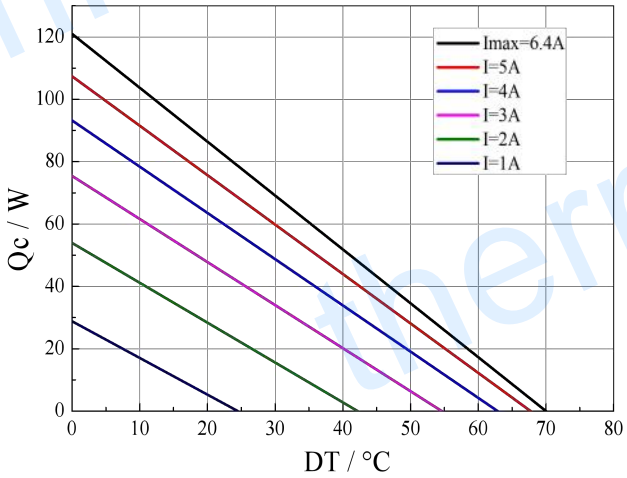
Suffix	Thickness H (mm)	Flatness/ Parallelism (mm)	Lead wire length(mm) Standard/Optional length
TF	0:2.75 ± 0.1	0: 0.05/0.05	100±2/Specify
TF	1:2.75 ± 0.05	1: 0.03/0.03	100±2/Specify
TF	2:2.75 ± 0.03	2: 0.02/0.02	100±2/Specify

Eg. TF00: Thickness 2.75 ± 0.1 (mm) and Flatness 0.05/0.05 (mm)

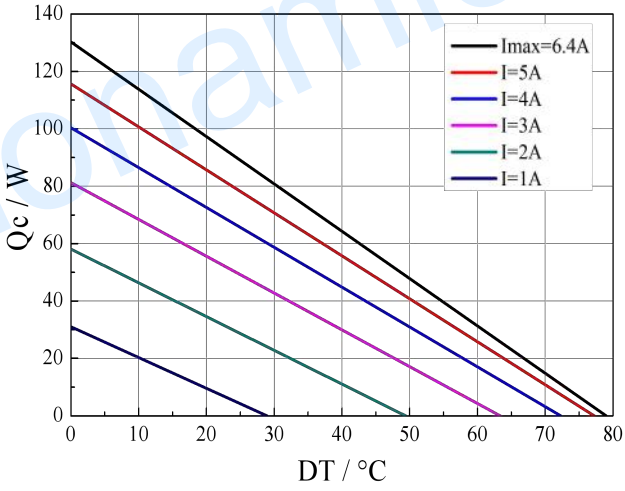
Specification of Thermoelectric Module

TES1-24164ID69OD86

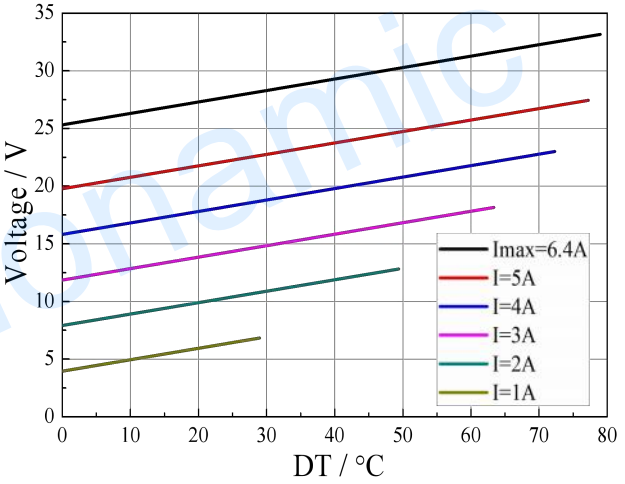
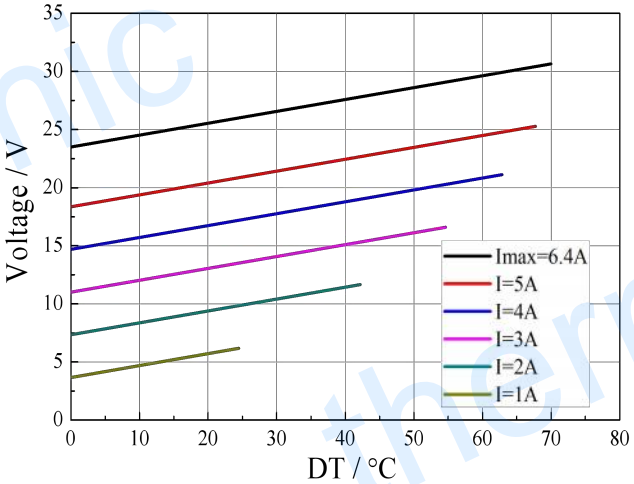
Performance Curves at Th=27 °C



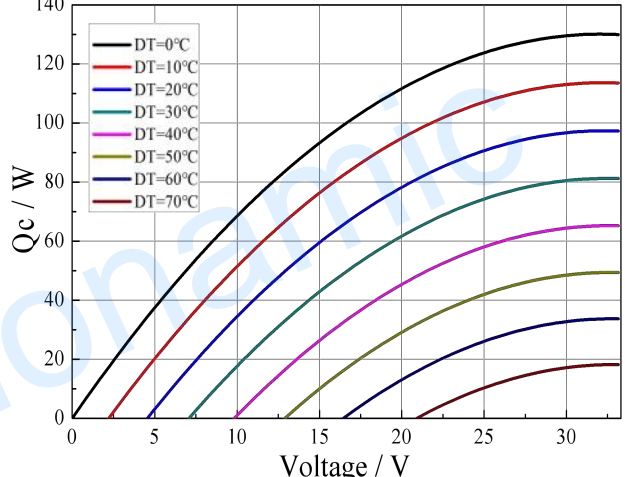
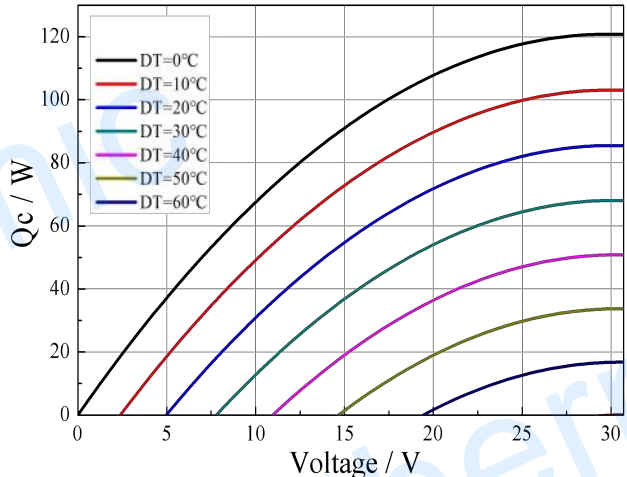
Performance Curves at Th=50 °C



Standard Performance Graph $Q_c = f(DT)$



Standard Performance Graph $V = f(DT)$

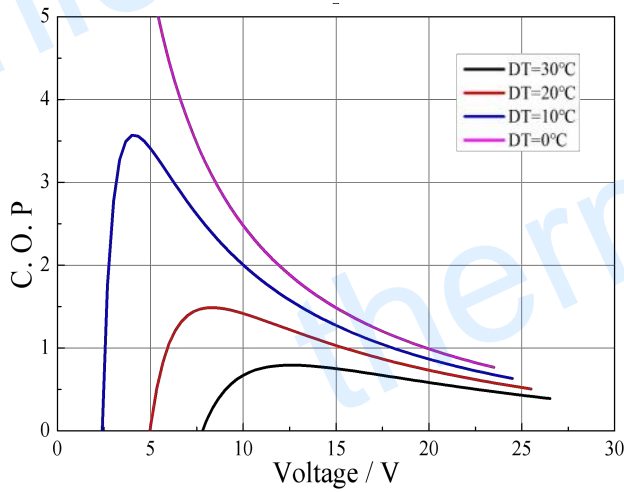


Standard Performance Graph $Q_c = f(V)$

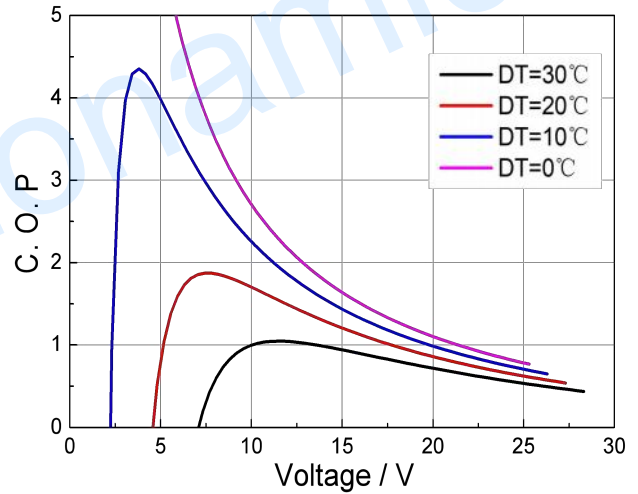
Specification of Thermoelectric Module

TES1-24164ID69OD86

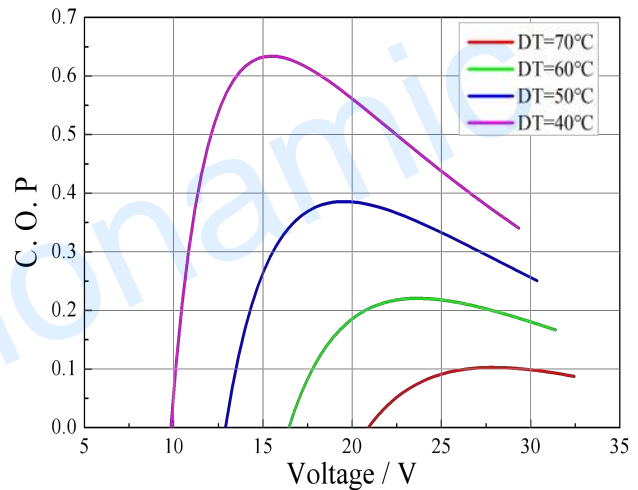
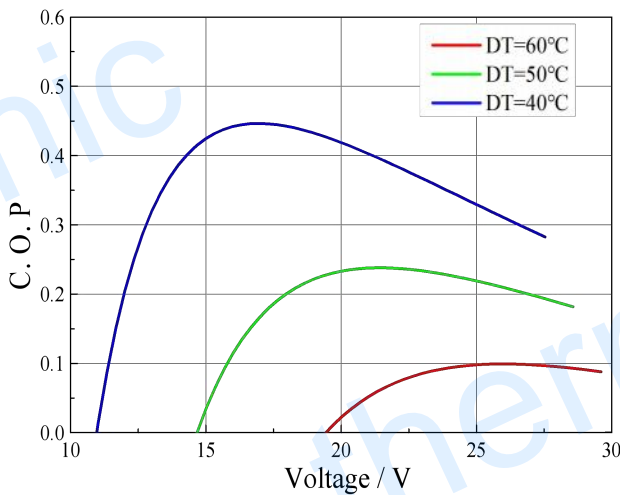
Performance Curves at Th=27 °C



Performance Curves at Th=50 °C



Standard Performance Graph COP = f(V) of DT ranged from 0 to 30 °C



Standard Performance Graph COP = f(V) of DT ranged from 40 to 60/70 °C

Remark: The coefficient of performance (COP) is the cooling power Q_c /Input power ($V \times I$).

Operation Caution

- Attach the cold side of module to the object to be cooled
- Attach the hot side of module to a heat radiator for heat dissipating
- Operation below I_{max} or V_{max}
- Work under DC

Note: All specifications subject to change without notice.