

# Specification of Thermoelectric Module

**TES1-01715**

## Description

The 17 couples, 10 mm × 10 mm size module which is made of selected high performance ingot to achieve superior cooling performance and greater delta T up to 70 °C, designed for superior cooling and heating up to 100 °C applications. If higher operation or processing temperature is required, please specify, we can design and manufacture the custom made module according to your special requirements.

## Features

- No moving parts, no noise, and solid-state
- Compact structure, small in size, light in weight
- Environmental friendly
- RoHS compliant
- Precise temperature control
- Exceptionally reliable in quality, high performance

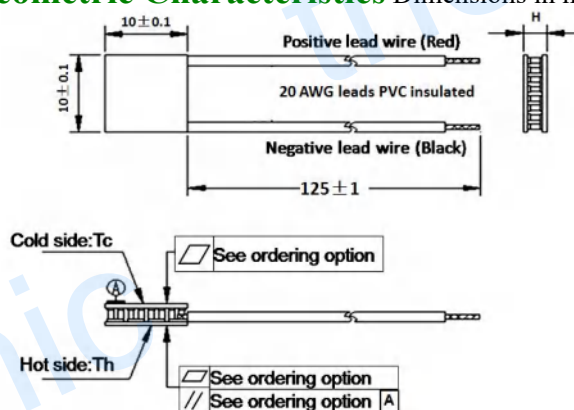
## Application

- Food and beverage service refrigerator
- Portable cooler box for cars
- Liquid cooling
- Temperature stabilizer
- CPU cooler and scientific instrument
- Photonic and medical systems

## Performance Specification Sheet

Th (°C)	27	50	Hot side temperature at environment: dry air, N <sub>2</sub>
DT <sub>max</sub> (°C)	70	79	Temperature Difference between cold and hot side of the module when cooling capacity is zero at cold side
U <sub>max</sub> (Voltage)	2.24	2.42	Voltage applied to the module at DT <sub>max</sub>
I <sub>max</sub> (amps)	1.7	1.7	DC current through the modules at DT <sub>max</sub>
Q <sub>Cmax</sub> (Watts)	2.41	2.64	Cooling capacity at cold side of the module under DT=0 °C
AC resistance (ohms)	1.0	1.07	The module resistance is tested under AC
Tolerance (%)	± 10		For thermal and electricity parameters

## Geometric Characteristics Dimensions in millimeters



## Manufacturing Options

### A. Solder:

1. T100: BiSn (Tmelt=138°C)
2. T200: CuAgSn (Tmelt = 217°C)
3. T240: SbSn (Tmelt = 240°C)

### B. Sealant:

1. NS: No sealing (Standard)
2. SS: Silicone sealant
3. EPS: Epoxy sealant

### C. Ceramics:

1. Alumina (Al<sub>2</sub>O<sub>3</sub>, white 96%)
2. Aluminum Nitride (AlN)

### D. Ceramics Surface Options:

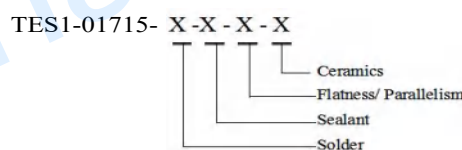
1. Blank ceramics (not metalized)
2. Metalized

## Ordering Option

Suffix	Thickness (mm)	Flatness/Parallelism (mm)	Lead wire length(mm) Standard/Optional length
TF	0: 3.95 ± 0.1	0: 0.03/0.03	125 ± 1/Specify
TF	1: 3.95 ± 0.03	1: 0.015/0.015	125 ± 1/Specify

Eq. TF01: Thickness 3.95 ± 0.1 (mm) and Flatness 0.015/0.015(mm)

## Naming for the Module



TES1-01715-T100-NS-TF01-AIO

T100: BiSn(Tmelt=138°C)

NS: No sealing

AIO: Alumina white 96%

TF01: Thickness ±0.1 (mm) and Flatness/Parallelism 0.025/0.025(mm)

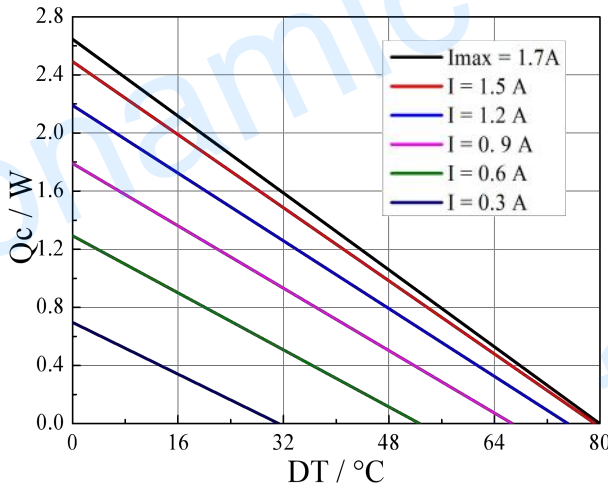
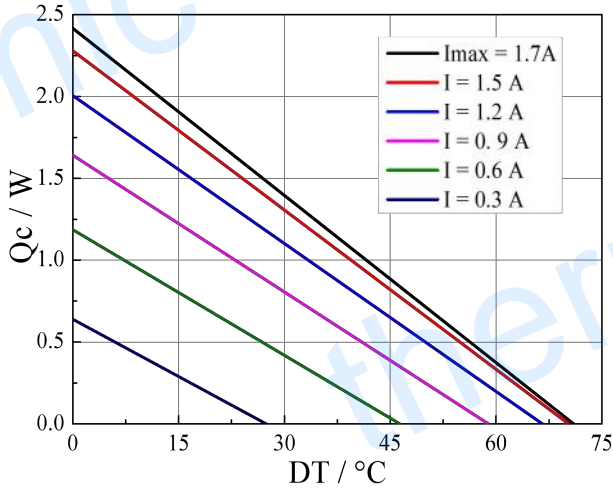
## Specification of Thermoelectric Module

**Creative technology with fine manufacturing processes provides you the reliable and quality products.**

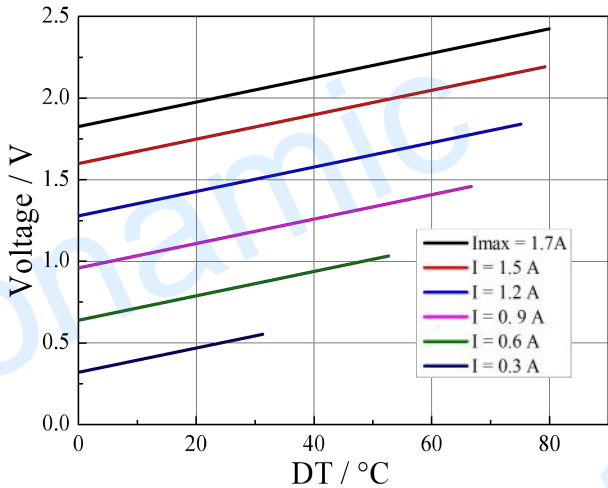
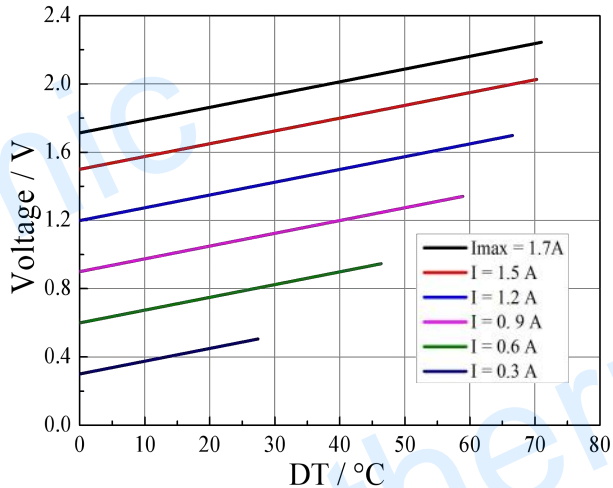
Tel: +86-791-88198288 Fax: +86-791-88198308 Email: [sales@thermonamic.com.cn](mailto:sales@thermonamic.com.cn) Web Site: [www.thermonamic.com.cn](http://www.thermonamic.com.cn)

**Performance Curves at Th=27 °C**

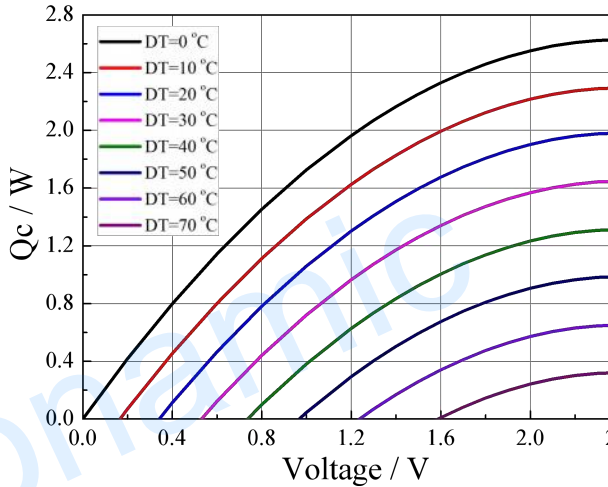
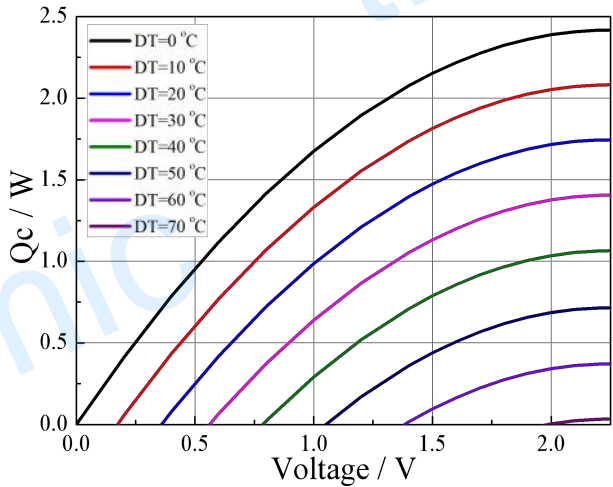
**Performance Curves at Th=50 °C**



Standard Performance Graph  $Q_c = f(DT)$



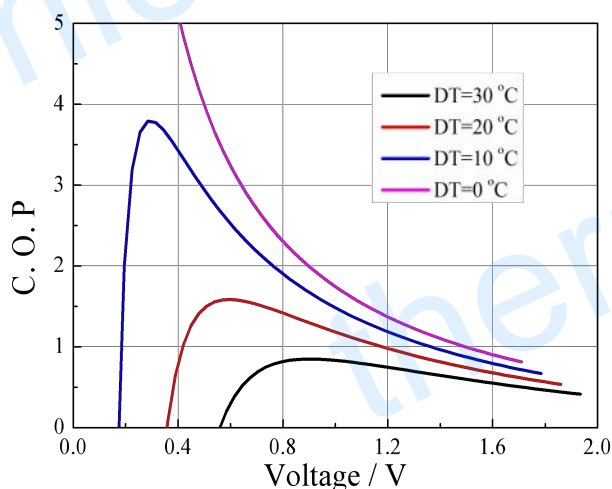
Standard Performance Graph  $V = f(\Delta T)$



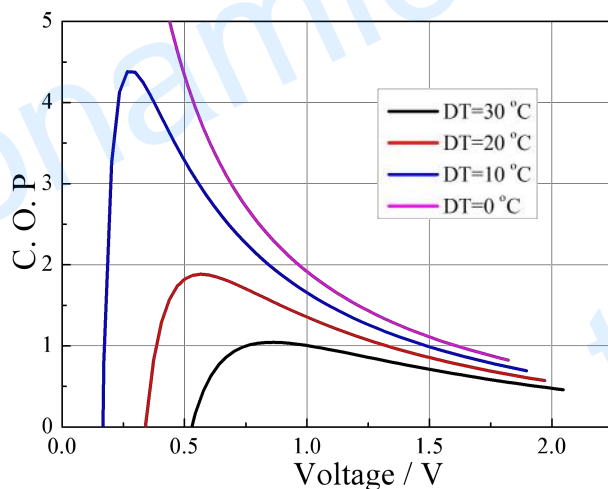
Standard Performance Graph  $Q_c = f(V)$

**Specification of Thermoelectric Module**

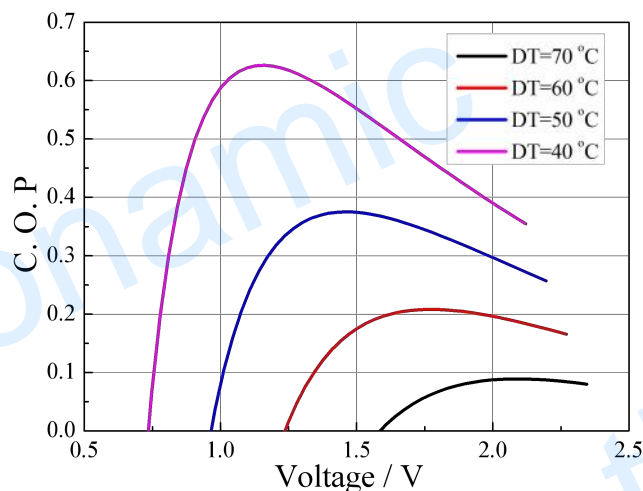
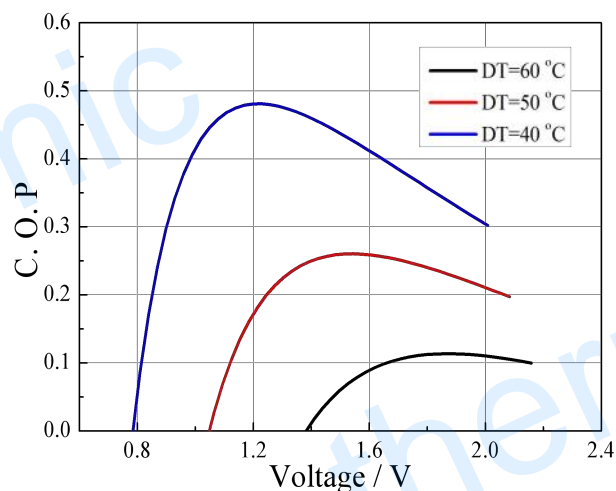
Performance Curves at Th=27 °C



Performance Curves at Th=50 °C



Standard Performance Graph COP = f(V) of ΔT ranged from 0 to 30 °C



Standard Performance Graph COP = f(V) of ΔT ranged from 40 to 60/70 °C

Operation Cautions

- Attach the cold side of module to the object to be cooled
- Attach the hot side of module to a heat radiator for heat dissipating
- Storage module below 100 °C
- Operation below  $I_{max}$  or  $V_{max}$
- Work under DC