

## 15 Watts Portable Thermoelectric Power Generator

### Description

The below is a portable thermoelectric power generator for Gas Stove or Wood Stove Heater or any other heat sources. The generator can be placed on the surface of heat source (oven, gas stove, wood stove, etc.) to generate the electricity for charging the battery, and power electronics with its 12 VDC and 4.5 VDC outputs. The generator comes with a self-powered fan to dissipate the heat. When the hot plate of the generator is heated to 380 °C, the output power will go over 13 watts. The Generator is good for running on 300 to 450 °C heat source surface. It is not only a power generator, but also help circulates the heat with its attached fan.

The unit is, light in weight, small in size, easy to carry, especially suitable for field or emergency circumstances, as all kinds of small communications and emergency lighting power supply.

### Patent No. ZL 2011 2 0010954.2



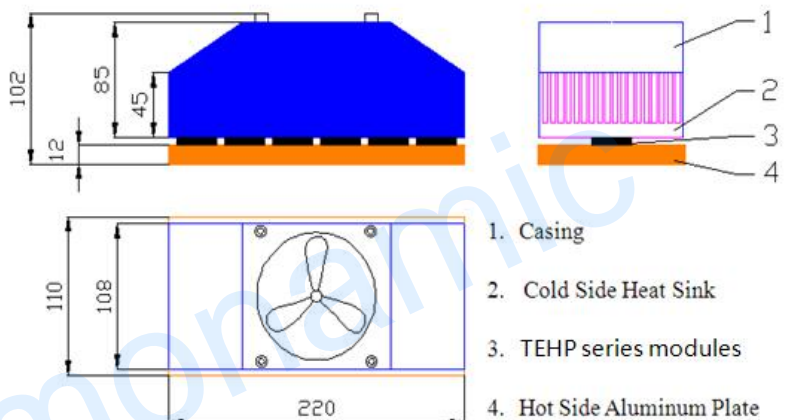
Put the generator on top of the heater to generate free electricity

The 15 W generator comes with the wire for the outputs: 12 VDC car lighter adapter, 4.5V USB, and 13.8V for deep battery charger.

### Specifications :

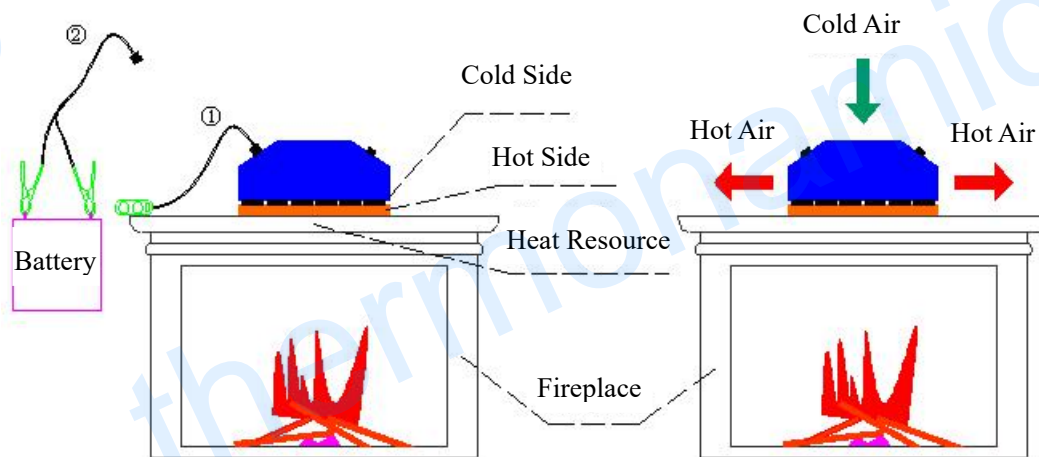
Part Number	TEG15-12V
Output Power	15Watts
Output Voltage (The car cigarette lighter adapter)	12 VDC
Output Voltage from Charger	> 13 VDC
Maximum Hot Surface Temperature	450 °C
Dimension Size	220 mm × 110 mm × 102 mm
Weight	2.5 kgs

The output above is under 450 °C surface temperature of hot source



15 watt Thermoelectric Generator Diagram

## How To Use :

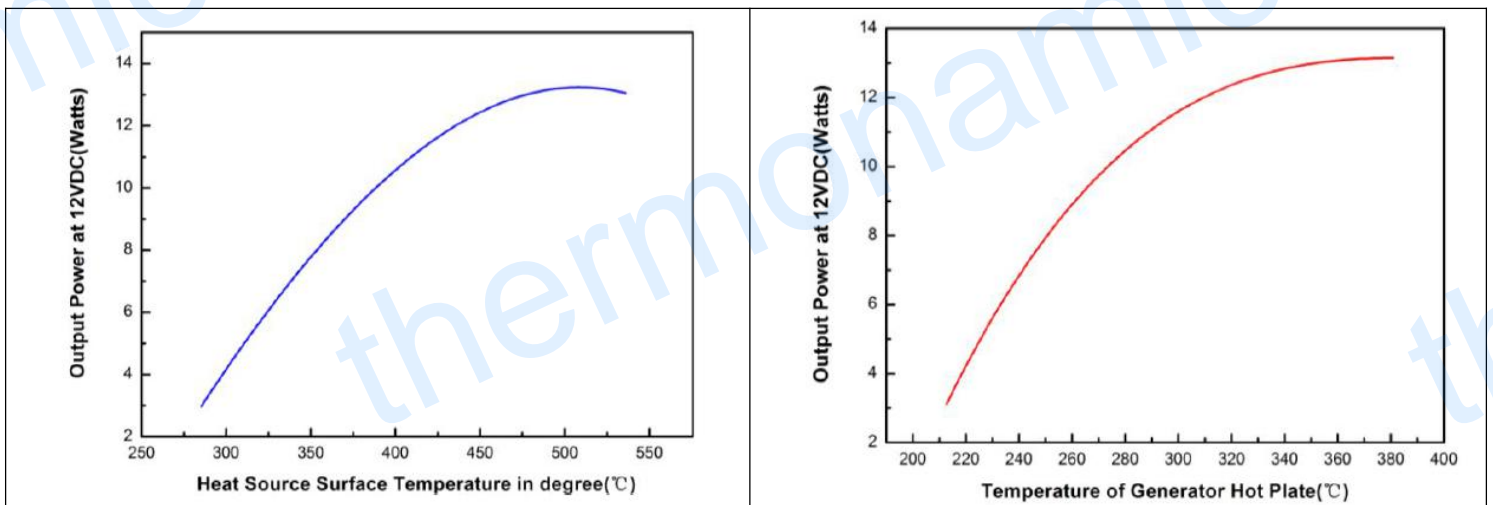


The plug ① gives the output of 12 VDC from cigarette lighter socket and 5 VDC from its USB port.

The plug ② gives over 13 VDC for battery charging.

It circulates the hot air for large area heating and save the energy.

## The Output Performance:



## Instructions in use

Put the generator on the heat source surface. About 30 seconds later, the cooling fan of the generator starts running. Wait for 5 minutes till the cooling fan running at full speed. Then you can add the load on the generator.

## Notes

- (1) The casing will become a bit hot after a while. Do not touch the generator casing.
- (2) 30 seconds after the generator is placed on the heat source surface, please check if the fans start to rotate. If you do not see the fan starts to blow the air. Please take out the generator to check. To remove, please use the hanger on the top of the generator.
- (3) Generator can operate at temperature up to 450 °C heat source surface.

**Packing List**

- (1) 15W generator one set
- (2) Cigarette lighter (with USB port) one set
- (3) Battery Charging clip one pair

**Serial Number**

Date	
NO.	