

# Specification of Thermoelectric Module

TEFC1-06016

## Description

The 60 couples, 12 mm ×10/ 12 mm size module which is made of selected high performance ingot to achieve superior cooling performance and greater delta T up to 71 °C, designed for superior cooling and heating applications. If higher operation or processing temperature is required, please specify, we can design and manufacture the custom made module according to your special requirements.

## Features

- No moving parts, no noise, and solid-state
- Compact structure, small in size, light in weight
- Environmental friendly
- RoHS compliant
- Precise temperature control
- Exceptionally reliable in quality, high performance

## Application

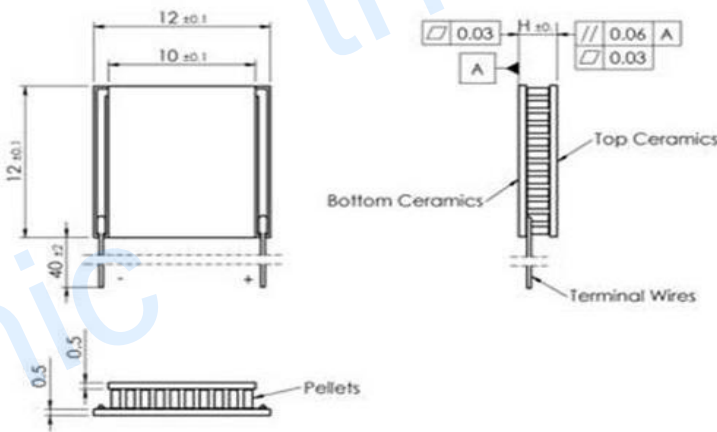
- Food and beverage service refrigerator
- Portable cooler box for cars
- Liquid cooling
- Temperature stabilizer
- CPU cooler and scientific instrument
- Photonic and medical systems

## Performance Specification Sheet

Th (°C)	25	65	Hot side temperature at environment: dry air, N <sub>2</sub>
DT <sub>max</sub> (°C)	71	87	Temperature Difference between cold and hot side of the module when cooling capacity is zero at cold side
U <sub>max</sub> (Voltage)	7.46	8.51	Voltage applied to the module at DT <sub>max</sub>
I <sub>max</sub> (amps)	1.6	1.6	DC current through the modules at DT <sub>max</sub>
Q <sub>Cmax</sub> (Watts)	7.74	8.81	Cooling capacity at cold side of the module under DT=0 °C
AC resistance (ohms)	3.59	4.04	The module resistance is tested under AC
Tolerance (%)	10%		For thermal and electricity parameters

## Geometric Characteristics Dimensions in millimeters

## Manufacturing Options



### A. Solder:

1. T100: BiSn (T<sub>melt</sub>=138°C)
2. T200: CuAgSn (T<sub>melt</sub> = 217°C)
3. T240: SbSn (T<sub>melt</sub> = 240°C)

### B. Sealant:

1. NS: No sealing (Standard)
2. SS: Silicone sealant
3. EPS: Epoxy sealant

### C. Ceramics:

1. Alumina (Al<sub>2</sub>O<sub>3</sub>, white 96%)
2. Aluminum Nitride (AlN)

### D. Ceramics Surface Options:

1. Blank ceramics (not metalized)
2. Metalized

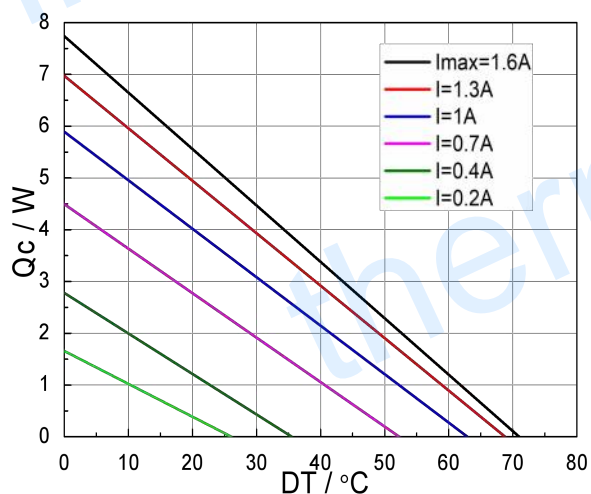
## Thickness Flatness/ Parallelism

Suffix	Thickness (mm)	Flatness/ Parallelism (mm)	Lead wire length(mm) Standard/Optional length
TF	0:2.1±0.1	0:0.03/0.06	40 ± 3/ Specify

# Specification of Thermoelectric Module

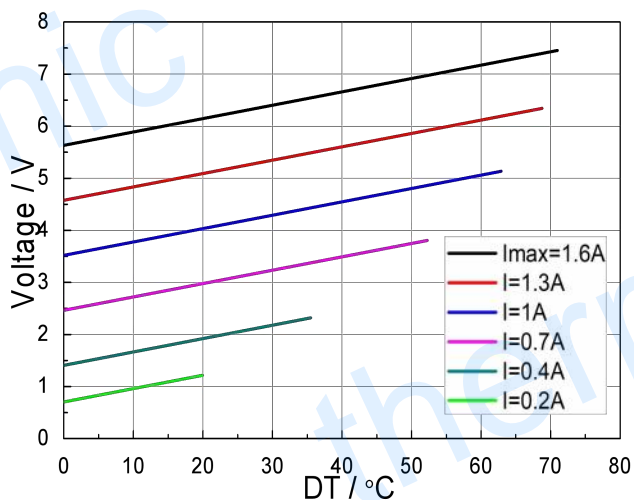
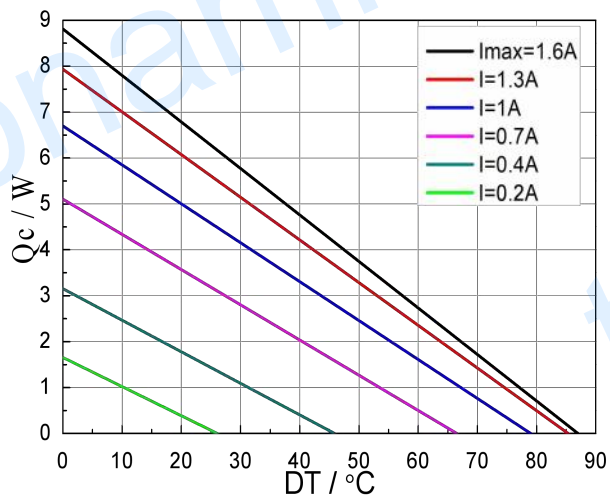
TEFC1-06016

Performance Curves at  $T_h=25^\circ\text{C}$

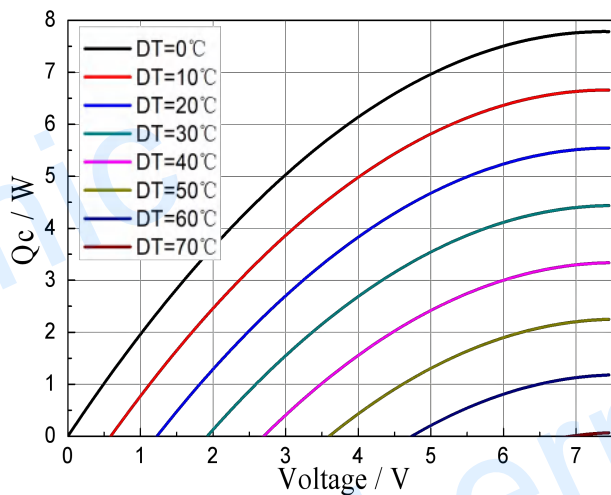
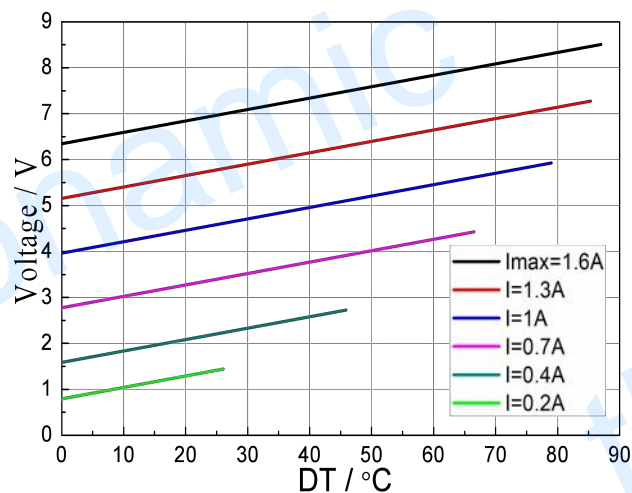


Standard Performance Graph  $Q_c = f(DT)$

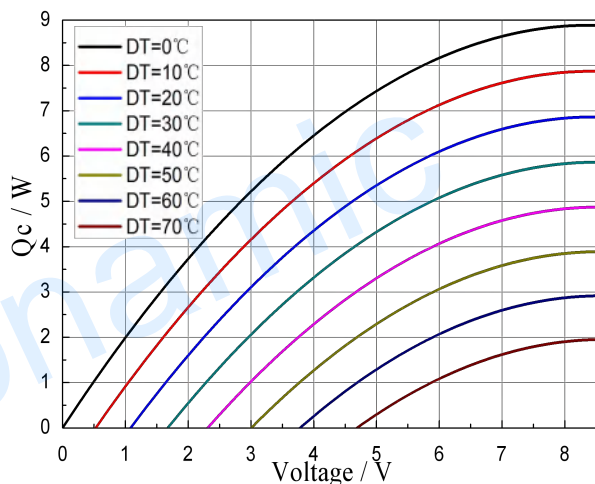
Performance Curves at  $T_h=65^\circ\text{C}$



Standard Performance Graph  $V = f(\Delta T)$



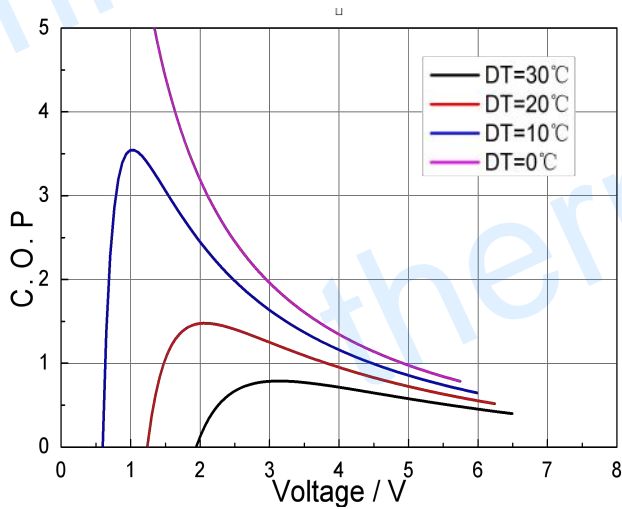
Standard Performance Graph  $Q_c = f(V)$



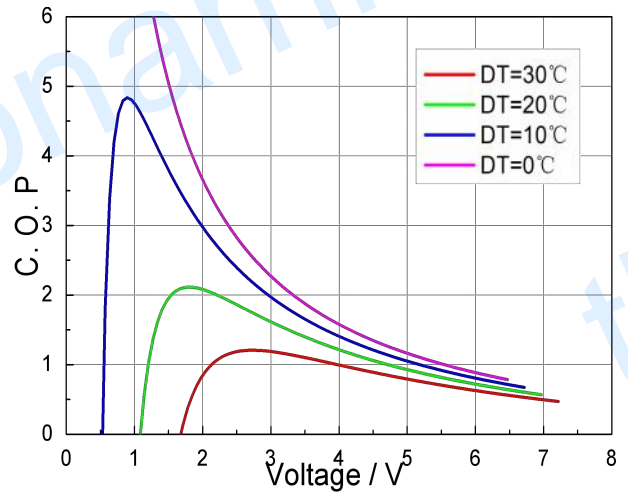
## Specification of Thermoelectric Module

TEFC1-06016

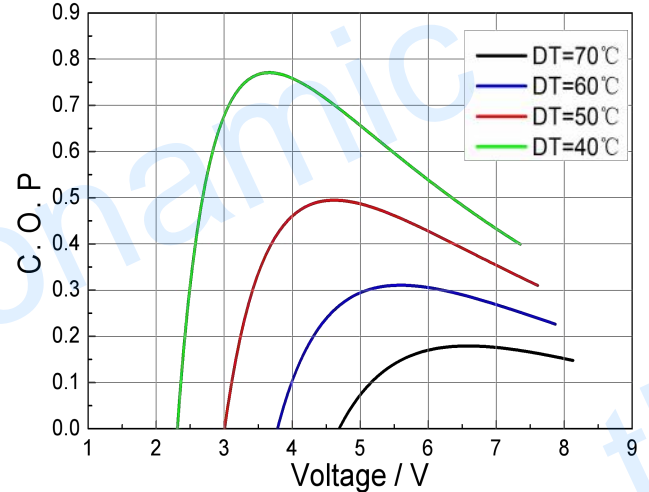
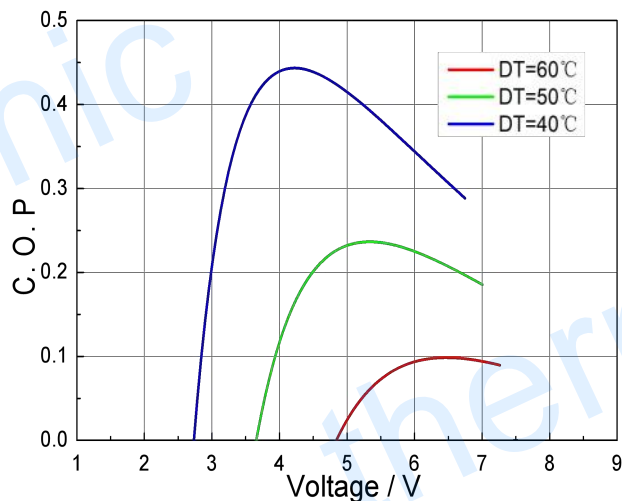
### Performance Curves at Th=25 °C



### Performance Curves at Th=65 °C



Standard Performance Graph COP = f(V) of  $\Delta T$  ranged from 0 to 30 °C



Standard Performance Graph COP = f(V) of  $\Delta T$  ranged from 40 to 60/70 °C

Remark: The coefficient of performance (COP) is the cooling power  $Q_c$ /Input power ( $V \times I$ ).

### Operation Cautions

- Attach the cold side of module to the object to be cooled
- Attach the hot side of module to a heat radiator for heat dissipating
- Operation or storage module below 100 °C
- Operation below  $I_{max}$  or  $V_{max}$
- Work under DC